

October 23, 2024

RAMIREZ ASSET MANAGEMENT



Materials prepared for:
City of St Louis, Treasurer's Office



Our Clients' Success is Essential to Ours
Integrity ♦ Experience ♦ Teamwork ♦ Performance

Firm Overview

Who We Are

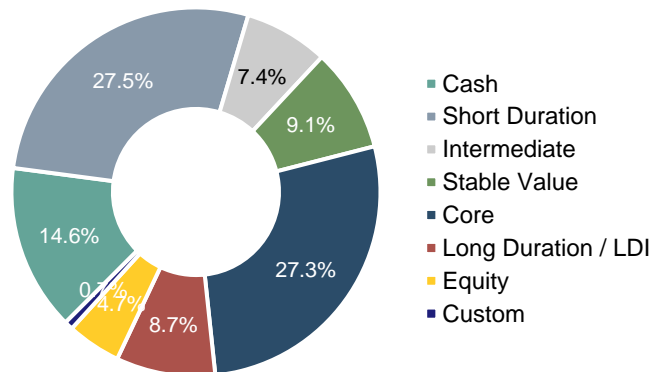
- Ramirez Asset Management (“RAM”) was founded in 2002 and is a certified minority-owned fixed income and equity investment manager based in New York City
- RAM is an affiliate of Samuel A. Ramirez & Co. Inc., which was established in 1971, and is one of the oldest Hispanic-owned investment banks in the United States
- \$12.3 billion in firm-wide assets as of September 30, 2024
- RAM has experienced 37% trailing 5-year annualized AUM growth
- RAM has 44 firm-wide employees with 33 fixed income professionals
- RAM added \$2+ billion in assets year-to-date and has a current expected pipeline of \$250+ million

A Growing, Diverse List of Products and Clients

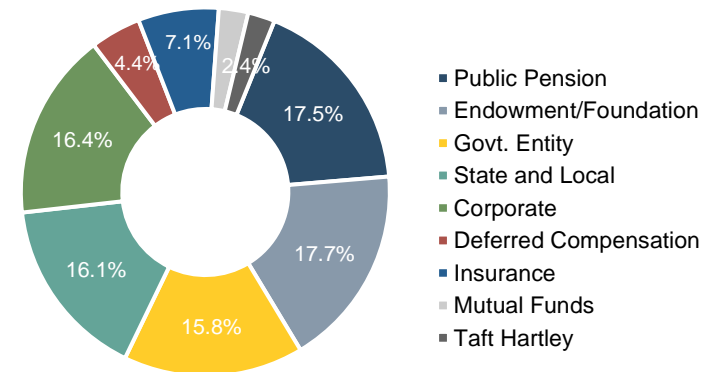
Fixed Income Overview

Number of Clients:	80
Number of Portfolios:	155
Average Client Size:	\$145M

Firm Products



Fixed Income Clients



Source: Data as of 09/30/24, unless otherwise noted.

City of St. Louis Treasurer's Office – Overview of Portfolios

- Since June 2024, RAM has managed **4 portfolios** on behalf of the City of St. Louis, totaling **\$59 million**
- Three portfolios are tied to the St. Louis Lambert Airport 2024 Bond Proceeds
- RAM also manages an Excess Cash portfolio on behalf of the Treasurers' Office

St. Louis Airport 2024A Capitalized Interest Portfolio			As of: 09/30/24	
Portfolio Overview:			Portfolio Analytics:	
Account Value:	\$	50,723,880	Yield To Maturity:	4.53%
Inception:		6/12/2024	Maturity (Years):	0.265
			Duration:	0.260
			Quality:	Aaa

St. Louis Airport 2024B Capitalized Interest Portfolio			As of: 09/30/24	
Portfolio Overview:			Portfolio Analytics:	
Account Value:	\$	1,018,574	Yield To Maturity:	4.53%
Inception:		6/12/2024	Maturity (Years):	0.266
			Duration:	0.260
			Quality:	Aaa

St. Louis Airport 2024B Construction Fund Portfolio			As of: 09/30/24	
Portfolio Overview:			Portfolio Analytics:	
Account Value:	\$	7,118,777	Yield To Maturity:	4.53%
Inception:		6/12/2024	Maturity (Years):	0.266
			Duration:	0.261
			Quality:	Aaa

St. Louis Treasurer Excess Cash Portfolio			As of: 09/30/24	
Portfolio Overview:			Portfolio Analytics:	
Account Value:	\$	25,371	Yield To Maturity:	4.58%
Inception:		6/14/2024	Maturity (Years):	0.061
			Duration:	0.059
			Quality:	Aaa



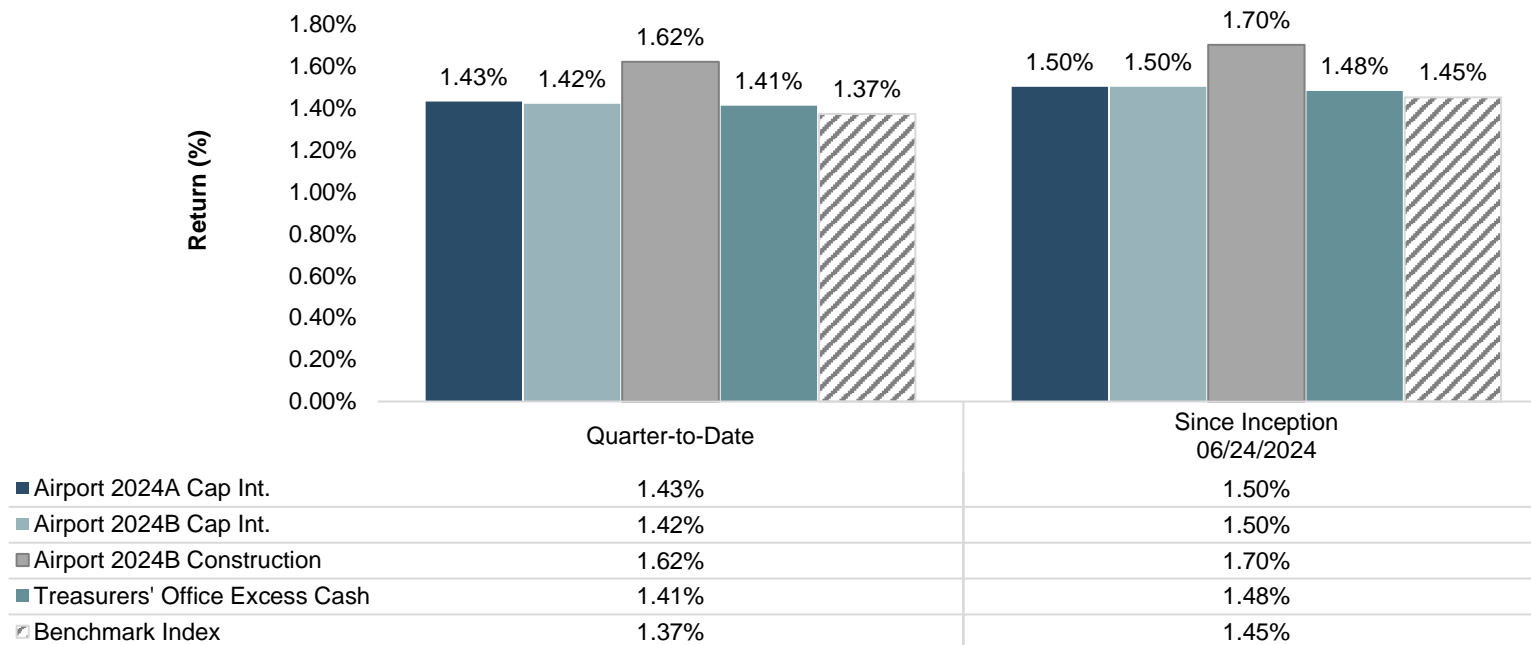
Data: As of September 30, 2024

Source: ICE BofA, BondEdge Next-Generation. Ratings are provided as the lower of S&P/Moody's Ratings.

City of St. Louis Treasurer's Office – Investment Performance

City of St. Louis Treasurer's Office Performance Review

Investment Performance as of September 30, 2024



- Since June 2024, RAM has managed four portfolios on behalf of the City of St. Louis.
- As of 9/30, all portfolios outperformed the benchmark for the quarter and since inception.

DISCLAIMER

©2024 Ramirez Asset Management, Inc.

This material is confidential.

This material is confidential and proprietary to Ramirez Asset Management, Inc. and is solely intended for the parties to whom it was provided for informational purposes only. If you have received this document in error, please securely destroy it immediately. This material has been provided for the purpose of discussion and may not be further distributed, reproduced, or disclosed to any third party or used for any other purpose without the prior written consent of Ramirez Asset Management, Inc. The information contained in this document does not constitute any agreement with Ramirez Asset Management, Inc.

Current market conditions are subject to change.

The information contained herein reflects prevailing conditions and our views as of this date, which are accordingly subject to change without prior notice. In preparing this material, we have relied upon the accuracy and completeness of information available from various sources considered reliable, but Ramirez Asset Management, Inc. has not independently verified this information and does not represent that this material is accurate, current, or complete and it should not be relied upon as such. In addition, any appraisals contained herein should be considered preliminary, suitable only for the purpose described herein and should not be disclosed or otherwise used without the prior written consent of Ramirez Asset Management, Inc.

Past performance is no guarantee of future returns.

Past returns are no promise or guarantee of future performance. The value of investments and returns are subject to change. No data which reflects past performance is an indication of future returns. Investments in fixed income securities involve certain risks, which are fully described in the firm's Form ADV Part 2 filing. All investors must receive a copy of the firm's Disclosure Document, Form ADV Part 2, prior to their initial investment with the firm and receive a copy of the firm's Annual Amendment each year thereafter. Please review carefully.